

Scaled data based on original data using
LM-79-08 Approved Method: Electrical and Photometric Measurements of Solid-
State Lighting Products

Test Report Prepared for
Cooper Lighting Solutions
(formerly Eaton)

Brand: INVUE

Report Number: P149920

Luminaire Tested: **VWM-E01-LED-E1-SL2**

Issue Date: 03/03/2020

Test Information

Test Method: LM-79-08
Report Number: P149920
REPORT IS SCALED FROM IESNA LM-79-08 TEST DATA (P33678)
Test Lab: INNOVATION CENTER-P3
Issue Date: 03/03/2020
Manufacturer: COOPER LIGHTING SOLUTIONS (FORMERLY EATON)
Product Line: INVUE
Catalog Number: VWM-E01-LED-E1-SL2
Description: VISION WALL MEDIUM LED LUMINAIRE
(1) LIGHTBARS WITH AccuLED OPTICS - TYPE 2 W/ SPILL LIGHT CONTROL
Light Source: (21) 4000K CCT, 70 CRI LEDs
Ballast/Driver: -

Summary

Lumens per Lamp: N/A
Luminaire Lumens: 3055.1 lumens
Efficiency: N/A
Efficacy: 123.7 lumens/watt
Luminous Opening: Rectangular (W 0.17' x L: 1' x H: 0')
IES Classification: Type II - Short - Non-Cutoff
BUG Rating: B1 - U0 - G1

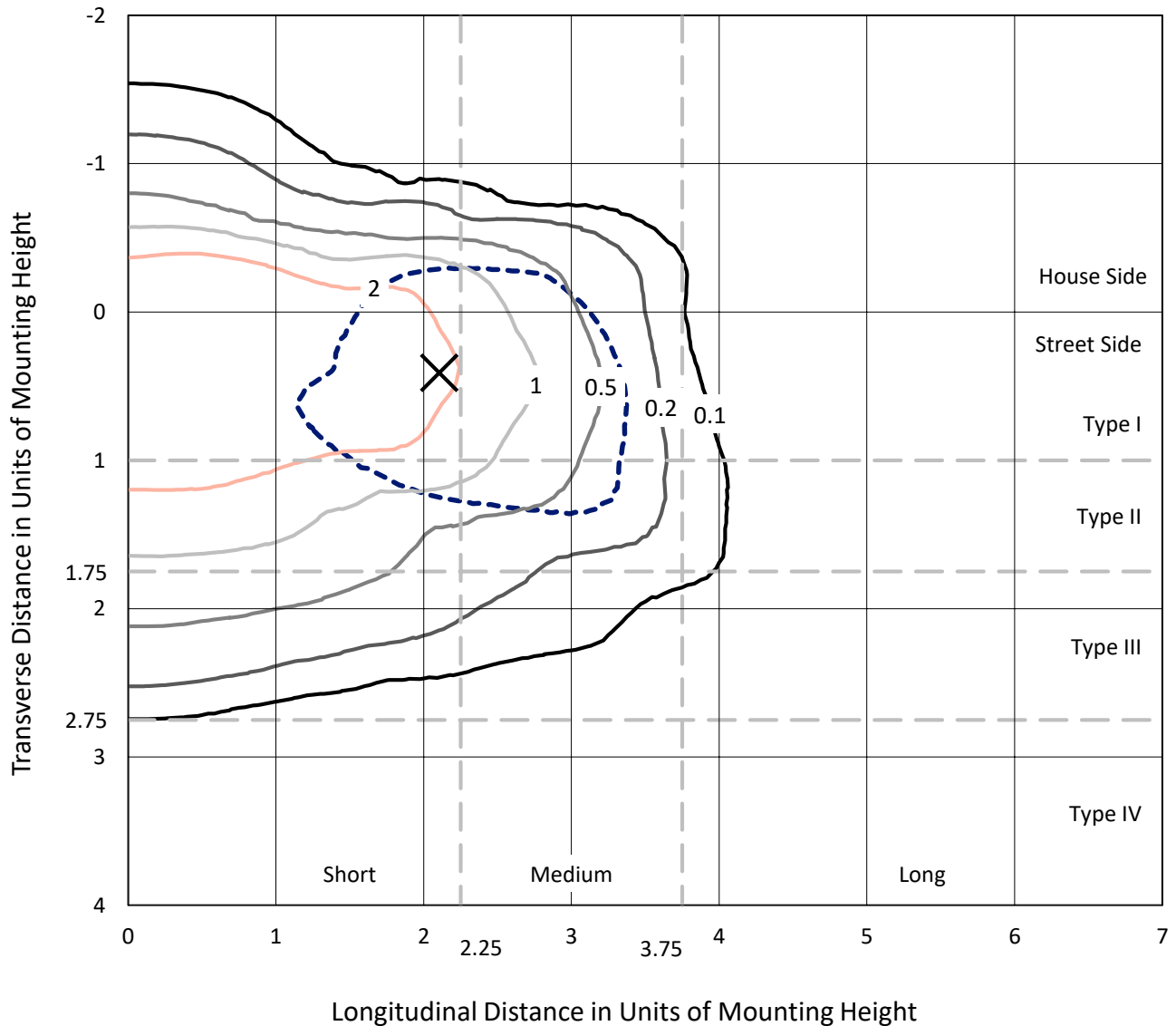
Input Watts (W): 24.7
Input Voltage (V): NR
Input Current (Ain): NR
Voltage Rise (V): NR
Power Factor: NR
Total Harmonic Distortion (THDi): NR
Frequency (hertz): 60
Stabilization Time: NR
Operation Time: NR
Ambient Temperature (°C): NR
Test Distance: 25 FT



REPORT NUMBER: P149920
 CATALOG NUMBER: VWM-E01-LED-E1-SL2

Iso-Footcandle Lines of Horizontal Illumination

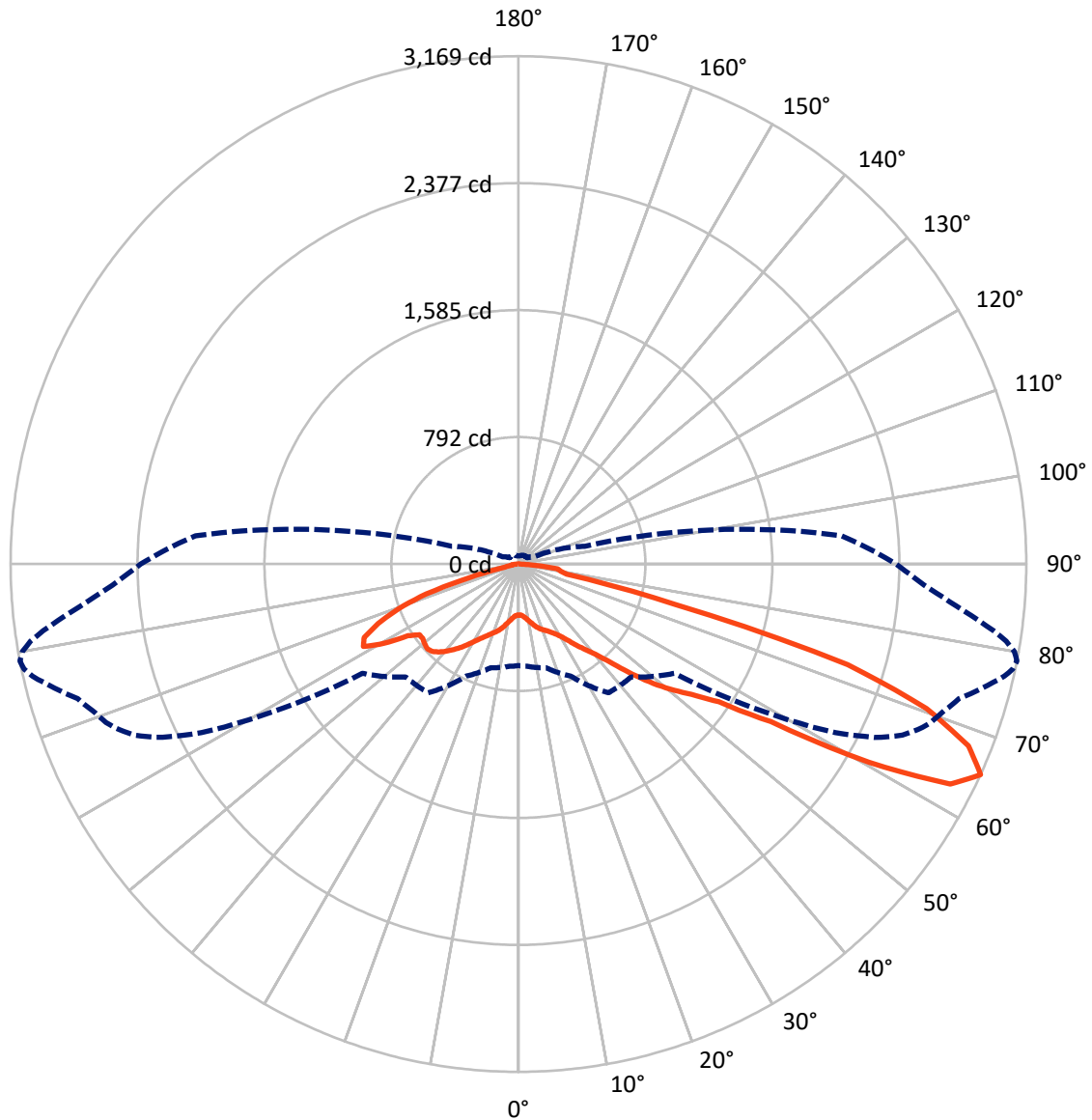
✕ Max cd
 - - - 1/2 Max cd



Based on 10 foot mounting height. Maximum calculated value = 4.2 fc
 Type II - Short - Non-Cutoff

REPORT NUMBER: P149920
CATALOG NUMBER: VWM-E01-LED-E1-SL2

Luminous Intensity Polar Plot



— Vertical Plane Through 79-Deg Lateral - - - Horizontal Cone Through 65-Deg Vertical

REPORT NUMBER: P149920

CATALOG NUMBER: VWM-E01-LED-E1-SL2

FLUX DISTRIBUTION:

		Downward	Upward	Total
House Side	Lumens	722.2	0.0	722.2
	% Fixture	23.6	0.0	23.6
Street Side	Lumens	2332.9	0.0	2332.9
	% Fixture	76.4	0.0	76.4
Total	Lumens	3055.1	0.0	3055.1
	% Fixture	100.0	0.0	100.0

Coefficient of Utilization

ZONAL LUMENS:

Zone	Lumens	% Fixture
0°-10°	31.6	1.0
10°-20°	103.4	3.4
20°-30°	178.5	5.8
30°-40°	295.5	9.7
40°-50°	501.2	16.4
50°-60°	665.9	21.8
60°-70°	860.2	28.2
70°-80°	360.8	11.8
80°-90°	58.0	1.9
90°-100°	0.0	0.0
100°-110°	0.0	0.0
110°-120°	0.0	0.0
120°-130°	0.0	0.0
130°-140°	0.0	0.0
140°-150°	0.0	0.0
150°-160°	0.0	0.0
160°-170°	0.0	0.0
170°-180°	0.0	0.0
0°-90°	3055.1	100.0
0°-180°	3055.1	100.0



REPORT NUMBER: P149920

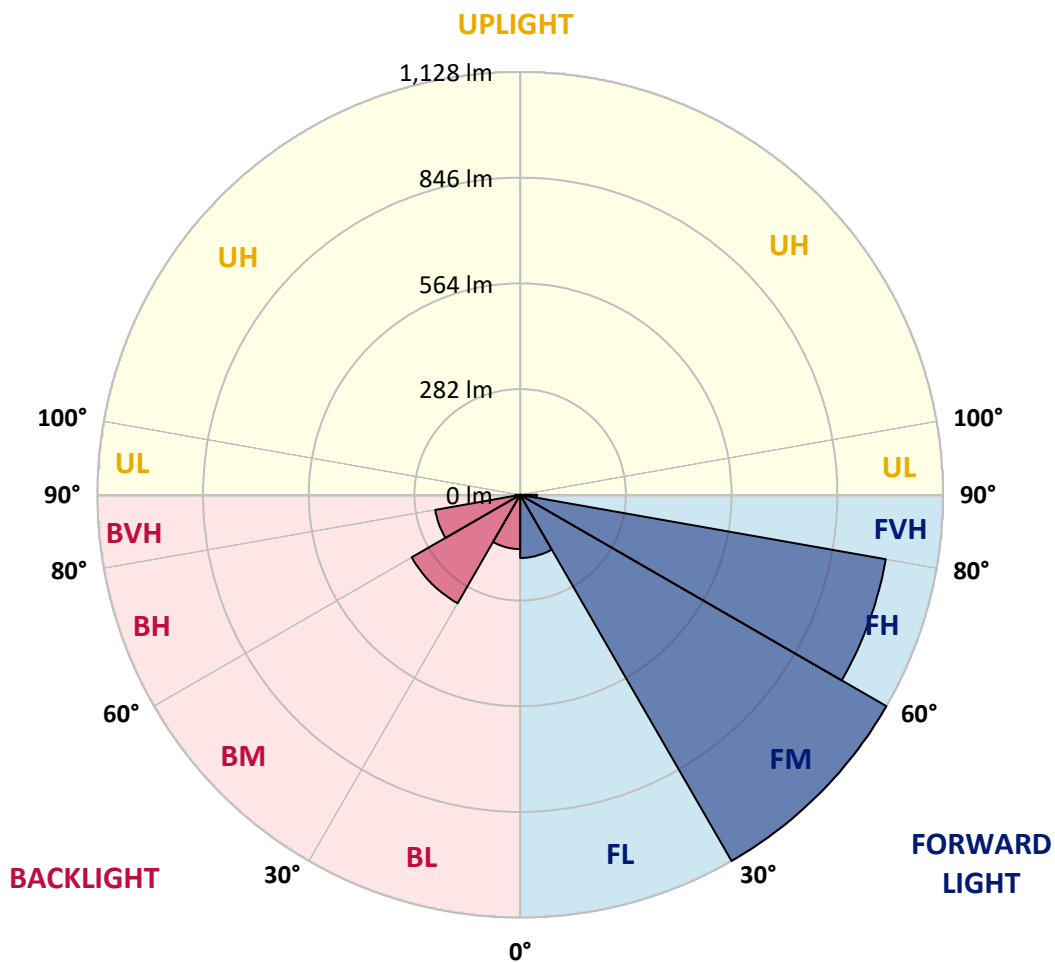
CATALOG NUMBER: VWM-E01-LED-E1-SL2

LUMINAIRE CLASSIFICATION SYSTEM LUMEN TABLE AND BUG RATING:

Zone		Lumens	% Fixture	Zone Rating/Lumen Limit		
				B	U	G
FL	(0°-30°)	168.6	5.5			
FM	(30°-60°)	1128.3	36.9			
FH	(60°-80°)	990.7	32.4			G1/1800
FVH	(80°-90°)	45.3	1.5			G1/100
BL	(0°-30°)	144.9	4.7	B1/500		
BM	(30°-60°)	334.3	10.9	B1/1000		
BH	(60°-80°)	230.3	7.5	B1/500		G1/500
BVH	(80°-90°)	12.6	0.4			G1/100
UL	(90°-100°)	0.0	0.0		U0/0	
UH	(100°-180°)	0.0	0.0		U0/0	

BUG Rating: B1-U0-G1

Type II Short





REPORT NUMBER: P149920

CATALOG NUMBER: VWM-E01-LED-E1-SL2

CANDELA DISTRIBUTION (FULL):

	0°	5°	15°	25°	35°	45°	55°	60°	61°	62°	64°
0°	318.0	318.0	318.0	318.0	318.0	318.0	318.0	318.0	318.0	318.0	318.0
2.5°	317.0	318.0	317.3	318.0	318.7	319.0	319.7	319.3	319.3	319.7	319.0
5°	317.0	317.0	318.0	319.7	320.3	322.3	324.7	324.3	324.7	324.3	325.0
7.5°	323.7	323.3	324.3	326.3	327.0	330.0	334.0	334.7	335.3	335.3	336.3
10°	335.3	335.0	336.0	337.0	338.0	340.3	346.0	348.3	348.7	349.0	350.3
12.5°	350.0	349.7	348.3	348.3	348.0	352.3	360.0	364.3	365.0	366.3	367.3
15°	360.3	359.3	357.3	356.0	357.7	364.7	376.0	381.0	381.7	382.7	385.3
17.5°	370.3	369.3	365.0	361.7	364.0	375.3	390.7	396.0	397.3	398.3	401.3
20°	384.3	383.7	377.3	369.3	368.7	383.3	402.0	409.0	410.0	411.3	414.3
22.5°	405.7	402.7	395.3	380.3	373.0	388.0	410.0	419.7	421.0	422.3	426.3
25°	432.3	431.0	418.3	395.3	380.0	392.7	418.7	430.7	432.7	434.3	439.7
27.5°	460.0	458.0	444.3	414.3	392.3	402.0	432.3	446.0	448.7	451.3	456.3
30°	484.7	484.0	472.7	440.0	412.3	419.7	454.3	471.0	474.0	477.3	482.0
32.5°	542.7	543.0	531.3	498.0	460.7	451.7	486.0	511.0	512.3	516.3	524.7
35°	653.7	655.0	650.7	624.3	582.3	545.3	548.7	573.3	574.7	578.0	586.0
37.5°	728.0	730.7	744.0	752.3	731.0	714.0	671.7	662.0	663.0	661.0	659.3
40°	769.0	773.0	808.0	851.3	874.7	875.0	856.7	814.0	797.7	793.0	773.0
42.5°	792.3	799.0	848.7	922.7	989.7	1035.7	1047.0	999.7	987.7	966.3	928.0
45°	807.7	815.7	874.3	975.7	1074.3	1152.7	1211.7	1190.7	1182.7	1169.7	1134.3
47.5°	805.0	811.3	872.3	993.7	1118.7	1230.0	1334.7	1356.3	1346.7	1343.3	1319.3
50°	756.3	762.0	824.0	949.0	1094.3	1259.3	1412.7	1474.0	1474.0	1480.3	1473.0
52.5°	704.3	709.0	765.3	877.7	1015.7	1230.7	1456.0	1557.7	1571.0	1582.0	1599.3
55°	684.7	690.3	733.0	829.0	948.7	1148.7	1470.7	1620.3	1645.0	1663.7	1703.0
57.5°	694.0	699.7	730.0	802.7	909.3	1065.0	1471.3	1704.7	1752.3	1790.7	1870.3
60°	734.3	739.7	765.0	827.0	899.0	1016.7	1443.0	1839.0	1915.0	1987.0	2119.7
62.5°	715.7	722.3	759.3	867.3	976.0	980.0	1340.7	1943.0	2065.3	2171.7	2382.7
65°	634.0	641.0	670.0	771.0	980.7	996.0	1189.0	1945.0	2097.0	2240.7	2468.3
67.5°	481.3	484.0	507.0	588.0	784.3	1013.7	1033.0	1714.7	1859.3	2019.7	2254.7
70°	246.0	250.7	257.3	324.7	505.0	837.7	887.7	1263.7	1448.0	1613.7	1896.0
72.5°	85.3	87.0	93.7	124.0	246.0	549.7	777.0	866.0	977.3	1132.3	1459.3
75°	51.3	51.3	53.7	62.7	112.3	286.3	691.3	707.3	722.3	774.3	988.3
77.5°	40.7	41.3	41.3	43.0	62.3	147.0	525.0	657.7	659.7	664.7	700.7
80°	29.0	30.3	33.0	34.3	40.3	80.7	294.7	577.3	616.7	635.7	662.0
82.5°	21.7	23.0	28.0	29.7	31.3	45.0	132.3	398.3	470.0	508.0	600.7
85°	9.7	11.3	19.0	21.0	22.0	24.0	62.0	113.3	130.3	146.3	193.0
87.5°	1.7	1.7	3.0	4.3	6.3	6.0	13.7	19.3	19.7	23.0	25.7
90°	0.0	0.0	0.0	0.0	0.0	0.0	0.0	0.0	0.0	0.0	0.0



REPORT NUMBER: P149920

CATALOG NUMBER: VWM-E01-LED-E1-SL2

CANDELA DISTRIBUTION (continued):

	65°	66°	67°	68°	69°	70°	71°	72°	73°	74°	75°
0°	318.0	318.0	318.0	318.0	318.0	318.0	318.0	318.0	318.0	318.0	318.0
2.5°	319.0	319.0	319.0	318.7	319.0	319.0	319.0	319.0	319.3	319.3	319.3
5°	326.0	325.3	325.7	325.7	325.7	325.3	326.0	325.7	326.0	327.0	326.7
7.5°	336.3	337.0	337.3	337.7	337.7	337.7	338.0	338.7	338.7	339.7	339.3
10°	351.7	351.3	351.7	352.7	353.7	354.0	355.0	354.7	355.3	356.7	358.0
12.5°	368.0	368.7	369.7	370.7	372.3	372.7	373.7	374.0	376.0	376.0	377.3
15°	386.3	386.7	388.7	389.0	391.0	391.7	393.3	394.0	396.3	396.7	398.0
17.5°	403.0	403.7	404.7	405.7	408.0	409.0	410.3	411.7	413.7	414.3	416.7
20°	416.3	417.7	418.0	420.0	422.0	423.3	424.7	426.0	428.0	429.0	431.3
22.5°	428.3	429.7	430.7	432.3	433.7	435.7	436.3	438.7	440.7	442.3	444.3
25°	441.3	443.3	444.3	447.3	448.3	450.3	452.0	454.3	457.0	459.0	461.7
27.5°	459.7	462.7	464.0	467.3	469.7	470.7	473.3	476.7	479.0	481.3	484.0
30°	485.0	490.7	491.7	494.0	498.3	499.0	502.3	505.0	508.7	511.0	513.3
32.5°	524.3	531.3	532.0	534.7	538.3	539.7	542.3	545.3	551.0	552.0	555.7
35°	584.7	587.7	590.3	591.3	594.3	596.0	598.0	601.3	607.0	606.3	610.3
37.5°	657.0	658.0	658.3	655.0	655.7	652.7	656.3	657.0	659.0	660.7	664.7
40°	760.3	750.0	748.7	740.7	732.7	728.3	726.7	720.0	721.7	722.3	725.7
42.5°	911.3	891.3	874.7	863.3	843.7	834.0	821.0	810.7	802.7	805.7	807.0
45°	1102.7	1074.0	1047.3	1012.7	987.0	968.7	945.7	925.0	915.7	911.3	916.7
47.5°	1293.7	1268.3	1237.0	1201.3	1160.7	1130.3	1092.0	1058.3	1035.0	1026.3	1031.0
50°	1458.7	1435.3	1411.7	1390.7	1343.3	1310.3	1258.0	1214.3	1177.7	1159.0	1154.0
52.5°	1595.7	1583.3	1570.7	1553.0	1515.0	1482.0	1440.3	1397.3	1348.7	1310.7	1297.7
55°	1718.0	1725.3	1719.0	1719.3	1704.3	1683.3	1648.0	1616.0	1582.0	1539.0	1521.0
57.5°	1896.3	1939.7	1948.3	1970.0	1980.7	1992.0	2002.0	1983.0	1974.3	1942.3	1942.7
60°	2177.3	2240.7	2295.7	2345.7	2386.7	2426.7	2468.7	2487.3	2508.0	2517.7	2550.7
62.5°	2476.3	2536.7	2618.7	2685.7	2723.3	2775.3	2821.0	2850.7	2887.0	2925.7	2976.0
65°	2550.3	2623.0	2674.7	2719.3	2756.7	2784.3	2809.3	2844.7	2875.0	2936.3	2995.7
67.5°	2360.7	2418.7	2466.0	2510.0	2539.0	2562.3	2584.7	2608.0	2660.0	2715.7	2775.3
70°	2026.3	2096.3	2174.7	2231.7	2246.0	2266.0	2287.3	2317.7	2343.7	2402.0	2447.3
72.5°	1628.0	1728.7	1795.0	1874.0	1891.0	1921.3	1933.3	1957.0	1961.7	1993.3	2005.3
75°	1134.7	1250.0	1316.7	1374.7	1386.0	1369.3	1376.0	1292.3	1271.0	1253.7	1239.7
77.5°	749.0	780.0	790.7	781.3	736.7	701.7	664.3	627.7	631.7	602.0	550.0
80°	666.0	673.0	663.3	654.0	628.3	591.7	558.0	523.7	506.7	488.7	462.0
82.5°	648.0	675.0	678.0	666.7	646.3	606.3	565.7	514.7	471.3	431.3	390.7
85°	216.7	263.7	284.7	304.3	310.3	317.3	293.3	260.7	221.3	195.0	152.7
87.5°	27.7	34.3	39.7	34.0	39.7	46.7	33.7	37.7	38.0	23.7	17.7
90°	0.0	0.0	0.0	0.0	0.0	0.0	0.0	0.0	0.0	0.0	0.0



REPORT NUMBER: P149920

CATALOG NUMBER: VWM-E01-LED-E1-SL2

CANDELA DISTRIBUTION (continued):

	76°	77°	78°	79°	80°	81°	82°	83°	84°	85°	86°
0°	318.0	318.0	318.0	318.0	318.0	318.0	318.0	318.0	318.0	318.0	318.0
2.5°	319.7	319.3	319.3	319.3	319.0	319.3	319.3	319.3	319.3	319.3	319.0
5°	327.0	327.0	328.0	328.3	327.7	327.3	327.7	328.0	328.0	327.7	328.0
7.5°	340.7	341.0	341.7	342.7	342.0	342.3	342.7	342.3	343.3	343.7	343.3
10°	358.0	358.7	360.3	360.7	360.3	361.7	362.0	361.3	362.0	362.0	363.3
12.5°	378.0	378.7	380.7	381.3	382.0	382.3	383.3	383.7	384.7	385.3	386.3
15°	399.7	400.3	401.7	404.0	404.7	405.3	406.0	408.0	408.3	409.7	410.7
17.5°	418.0	419.0	421.0	422.7	423.7	425.3	426.0	428.3	429.0	431.0	432.7
20°	432.7	434.3	436.0	438.0	439.7	441.7	442.3	444.7	446.0	447.0	449.0
22.5°	446.0	448.0	450.3	452.7	454.0	456.7	457.7	458.7	461.7	463.0	465.0
25°	463.3	465.3	468.0	471.0	472.3	475.7	476.7	478.3	481.7	483.0	486.0
27.5°	487.0	489.7	491.7	494.7	496.3	498.7	501.0	503.0	506.0	508.0	511.3
30°	516.7	518.7	522.0	524.3	527.0	530.3	533.0	535.0	536.7	539.7	543.3
32.5°	560.3	560.7	561.7	567.3	570.0	572.7	576.3	578.0	580.7	583.7	587.7
35°	614.7	617.7	620.0	622.7	625.7	628.7	630.0	635.0	637.3	641.3	645.3
37.5°	668.7	669.0	674.3	676.0	678.7	681.7	686.3	691.3	697.3	701.3	707.7
40°	726.7	729.3	736.0	739.3	742.7	750.0	753.7	761.7	771.7	777.3	788.0
42.5°	810.7	814.7	826.7	832.0	840.0	852.0	859.7	870.7	874.7	888.3	893.3
45°	920.7	933.0	950.3	961.7	976.0	989.0	995.7	1000.7	1006.7	1017.3	1016.0
47.5°	1039.7	1055.7	1075.0	1098.3	1107.7	1123.0	1131.7	1141.3	1136.0	1133.3	1130.7
50°	1161.7	1180.3	1206.0	1227.0	1241.3	1250.7	1258.0	1256.7	1245.3	1239.3	1222.7
52.5°	1297.3	1308.3	1332.7	1350.7	1359.3	1361.3	1359.7	1349.7	1339.0	1320.0	1300.3
55°	1505.3	1500.3	1510.0	1518.3	1515.7	1525.0	1501.0	1491.7	1465.3	1440.7	1414.3
57.5°	1928.0	1934.7	1880.7	1856.3	1852.0	1860.7	1818.3	1813.0	1749.3	1741.3	1697.0
60°	2546.0	2578.7	2536.3	2512.7	2448.7	2427.7	2380.3	2360.7	2299.7	2250.3	2188.0
62.5°	3010.7	3040.3	3058.0	3024.3	2987.0	2932.0	2860.3	2781.0	2716.3	2640.7	2574.7
65°	3052.7	3112.7	3153.3	3169.0	3142.7	3082.3	2994.0	2894.0	2795.0	2700.0	2616.7
67.5°	2856.3	2910.0	2973.0	3029.3	3032.7	2993.3	2918.0	2816.3	2702.0	2584.7	2487.0
70°	2519.0	2586.3	2641.3	2700.7	2742.0	2719.3	2681.7	2588.3	2469.7	2378.3	2266.0
72.5°	2048.7	2077.0	2090.3	2148.7	2149.3	2108.0	2081.3	2029.7	1934.0	1869.3	1783.7
75°	1196.3	1134.0	1067.7	1010.0	963.0	943.3	856.0	841.3	782.7	746.3	693.0
77.5°	493.3	437.7	366.0	306.3	247.3	220.7	182.0	165.0	143.0	133.3	127.0
80°	423.0	370.3	316.3	264.7	218.7	172.7	134.3	104.3	82.0	69.7	64.7
82.5°	345.3	313.7	276.0	248.0	212.0	177.7	150.0	116.3	87.0	64.0	49.0
85°	124.7	102.3	82.3	75.7	60.3	49.7	41.7	35.7	29.3	23.3	20.7
87.5°	14.0	13.3	7.7	7.3	8.3	6.0	7.0	6.3	5.3	4.7	5.0
90°	0.0	0.0	0.0	0.0	0.0	0.0	0.0	0.0	0.0	0.0	0.0



REPORT NUMBER: P149920

CATALOG NUMBER: VWM-E01-LED-E1-SL2

CANDELA DISTRIBUTION (continued):

	87°	88°	89°	90°	95°	105°	115°	125°	135°	145°	155°
0°	318.0	318.0	318.0	318.0	318.0	318.0	318.0	318.0	318.0	318.0	318.0
2.5°	319.0	319.0	319.3	319.3	319.7	320.0	320.7	320.3	320.3	320.7	320.7
5°	328.0	329.0	328.7	328.7	328.7	329.0	329.3	328.0	326.7	325.3	324.7
7.5°	343.7	344.3	345.0	344.3	345.0	344.7	344.0	340.3	336.0	330.7	327.0
10°	364.0	364.0	364.7	364.3	365.7	364.7	362.7	354.3	345.0	333.7	325.3
12.5°	386.0	388.3	387.3	387.7	390.3	387.7	383.0	370.7	354.0	335.7	321.0
15°	412.0	413.0	413.7	412.7	414.3	412.0	403.7	384.0	359.7	334.0	312.3
17.5°	433.3	433.7	434.0	434.7	437.0	434.3	420.0	393.3	361.0	326.3	297.7
20°	450.0	451.7	453.0	453.0	456.3	452.3	433.3	398.0	356.7	313.7	279.0
22.5°	467.3	468.7	470.3	470.7	475.0	471.0	444.3	397.0	345.3	295.7	257.3
25°	488.7	490.0	491.3	493.0	499.0	493.3	455.3	393.0	329.7	274.3	234.0
27.5°	513.3	516.3	517.3	520.0	527.0	518.3	464.7	387.0	312.3	249.7	209.3
30°	546.3	550.0	551.3	555.0	564.7	545.7	470.0	376.7	290.3	224.7	183.0
32.5°	590.7	595.7	599.7	603.7	614.7	573.0	470.7	361.7	264.7	196.7	157.7
35°	648.7	656.3	659.3	662.0	672.3	602.7	467.7	339.3	233.3	168.0	137.7
37.5°	713.7	721.3	723.3	724.7	726.7	628.0	460.3	305.3	198.0	143.0	121.7
40°	793.7	800.3	803.0	801.0	790.3	647.7	444.0	265.7	163.7	126.0	111.7
42.5°	891.3	901.3	902.3	893.3	858.0	658.7	411.3	219.0	136.7	113.7	104.0
45°	1012.3	1011.7	1006.0	999.7	931.7	654.3	365.7	178.3	119.7	104.0	97.0
47.5°	1121.0	1109.7	1101.0	1082.3	996.7	629.0	306.7	147.7	109.3	96.7	91.0
50°	1210.0	1189.3	1171.0	1150.7	1045.0	584.0	248.0	125.3	99.7	90.3	85.3
52.5°	1280.3	1255.3	1234.0	1214.0	1091.7	534.0	203.3	109.0	90.3	84.0	79.0
55°	1390.3	1365.3	1331.3	1309.3	1163.0	488.0	174.3	96.0	81.3	77.3	72.3
57.5°	1668.7	1646.7	1606.0	1549.0	1346.3	470.7	158.0	86.0	74.0	71.7	67.7
60°	2154.7	2119.0	2066.0	2008.0	1719.0	482.3	145.0	79.0	69.0	67.0	64.0
62.5°	2521.3	2458.7	2398.7	2345.0	2017.0	482.0	128.0	73.7	65.3	64.3	61.3
65°	2536.3	2472.7	2412.3	2356.0	2023.7	429.0	108.0	69.0	64.7	64.3	59.3
67.5°	2401.7	2332.7	2274.3	2203.3	1873.3	335.3	86.7	66.0	67.3	66.7	58.7
70°	2181.7	2091.7	2043.7	1973.7	1648.7	234.7	71.3	67.0	73.0	71.0	59.7
72.5°	1712.3	1644.3	1571.3	1522.7	1290.7	148.3	60.0	67.7	75.3	72.0	62.3
75°	637.3	655.7	625.7	615.0	655.7	87.0	53.3	63.0	67.3	62.3	56.7
77.5°	128.7	123.0	116.7	115.3	149.0	53.7	49.0	54.7	51.7	45.7	46.0
80°	61.7	60.0	58.0	57.7	55.3	44.7	45.3	46.7	39.0	35.3	37.7
82.5°	41.0	38.7	38.0	36.7	37.3	40.0	43.0	40.0	30.0	28.0	34.0
85°	19.0	18.3	18.0	18.0	20.0	36.0	35.7	29.3	20.7	20.0	34.0
87.5°	4.7	4.7	5.0	4.7	5.3	10.7	9.3	9.0	7.7	8.7	16.0
90°	0.0	0.0	0.0	0.0	0.0	0.0	0.0	0.0	0.0	0.0	0.0



REPORT NUMBER: P149920

CATALOG NUMBER: VWM-E01-LED-E1-SL2

CANDELA DISTRIBUTION (continued):

	165°	175°	180°
0°	318.0	318.0	318.0
2.5°	320.3	320.7	320.3
5°	323.3	323.3	323.3
7.5°	323.3	322.3	322.0
10°	318.7	315.7	315.7
12.5°	310.7	305.7	305.0
15°	295.7	289.0	288.0
17.5°	276.7	267.7	266.0
20°	255.3	244.0	242.0
22.5°	232.0	219.0	218.0
25°	209.0	195.7	193.0
27.5°	183.3	170.3	169.0
30°	157.7	146.3	145.7
32.5°	136.0	129.0	127.7
35°	120.7	116.7	115.0
37.5°	110.7	107.7	107.3
40°	103.0	100.3	100.0
42.5°	96.7	94.3	94.0
45°	90.3	88.3	87.7
47.5°	84.0	82.0	81.7
50°	78.3	75.7	75.3
52.5°	73.0	70.3	69.7
55°	68.0	65.3	65.3
57.5°	63.7	61.0	60.7
60°	59.7	57.0	56.7
62.5°	56.7	53.3	53.0
65°	54.3	51.0	50.3
67.5°	53.0	49.0	48.0
70°	55.3	48.0	46.3
72.5°	55.7	47.0	44.7
75°	53.7	44.3	42.7
77.5°	47.0	39.7	38.0
80°	40.7	30.7	28.3
82.5°	38.7	25.0	21.7
85°	30.0	16.3	15.3
87.5°	17.0	9.0	7.3
90°	0.0	0.0	0.0

(END OF REPORT)